

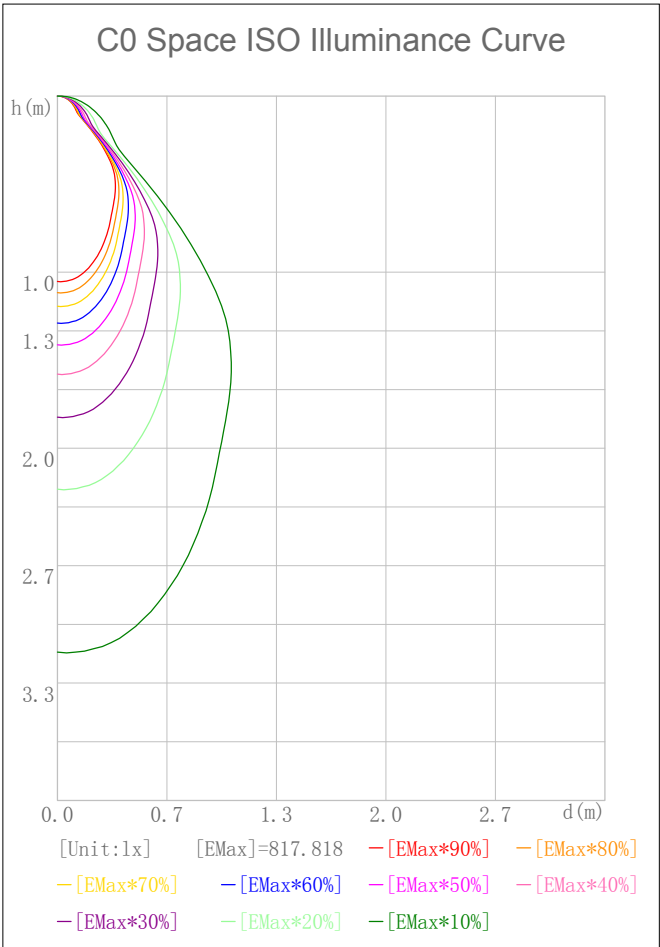
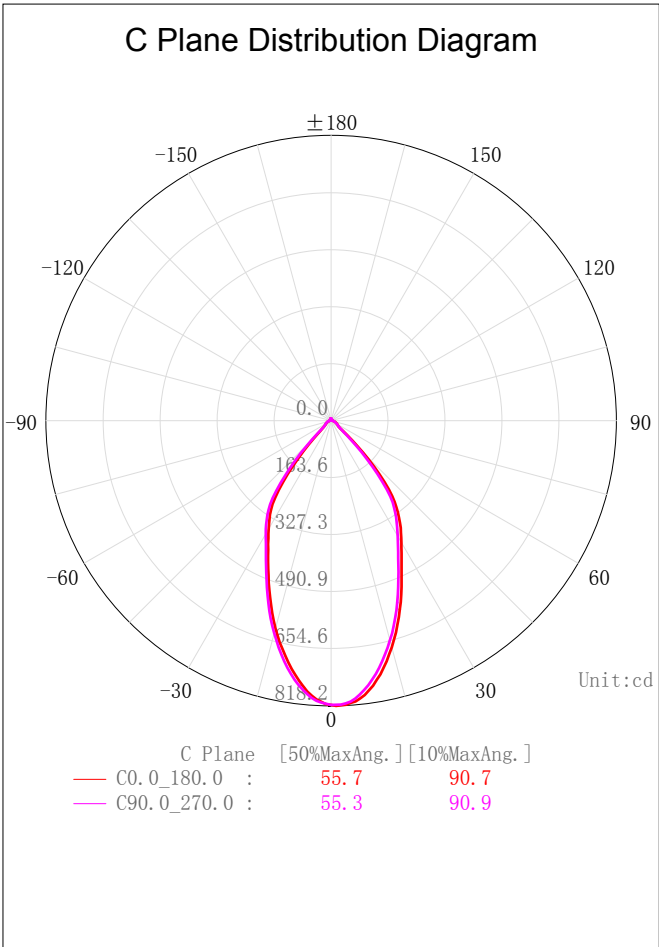
Indoor Luminaire Photometric Data

Description Information

Luminary Name: MD10-09-XX-02 2700K RA90 60D	Lum. Catalog:	Test ID: 01
Lamp Name:	Lamp Catalog: LED	Test Date: 2019/12/13
Manufacture: Shenzhen Norming Lighting Co., Ltd	Shld.Angle(°):	Test Machine:GON-2000
Test Lab: QUality peatment	Frequency (Hz):	Lamp CCT(K): Ra:
Lum. Size (W*L*H):0.050m*0.050m*0.060m	Lum. Area (m2):0.005	Lum. W(kg): 0.000
Test System: C, γ	Test Step: C=90.0 γ=1.0	Temp. (°C): 25
		Humidity(%): 50.0

Character Parameter

Lamp Speciality Parameter	Luminaire Speciality Parameter	
Rated Flux(lm): 799.560	Luminary Flux(lm): 799.556	Field Angle(10%Imax): 90.7(°)
Rated Power(W):	Luminary Efficiency: 100.00%	Down Lumens&Percent: 780.446lm 97.61%
Rated Voltage(V):	Luminary EER(lm/W): 86.168	Up Lumens&Percent: 19.110lm 2.39%
Tested Power(W): 9.279	Max. Candela(cd): 818.192	S/MH: C0_a180=0.803 C90_270=0.798
Lamps' Inside: 1	Max Cand@Ang. (°): C=0.0 γ=1.0	CIE Type: Semi-Direct
Tested Electrics (V, A, pf):240.4, 0.041, 0.928	Beam Angle(50%Imax): 55.7(°)	ErP Φ use(90°): 702.213lm
Lamp Size(W*L*H):0.050m*0.050m*0.060m	Left=-26.2°, Right=29.6°	IRF(%): 222.374



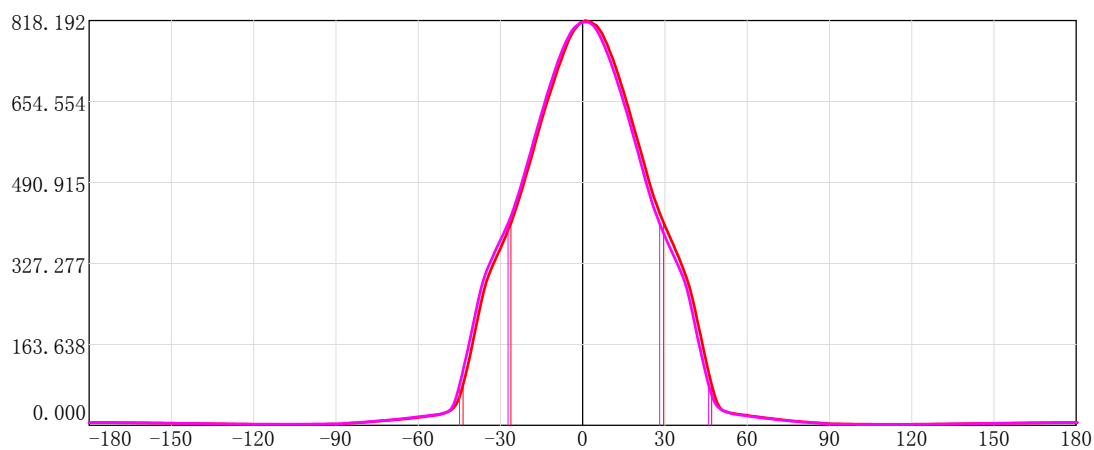
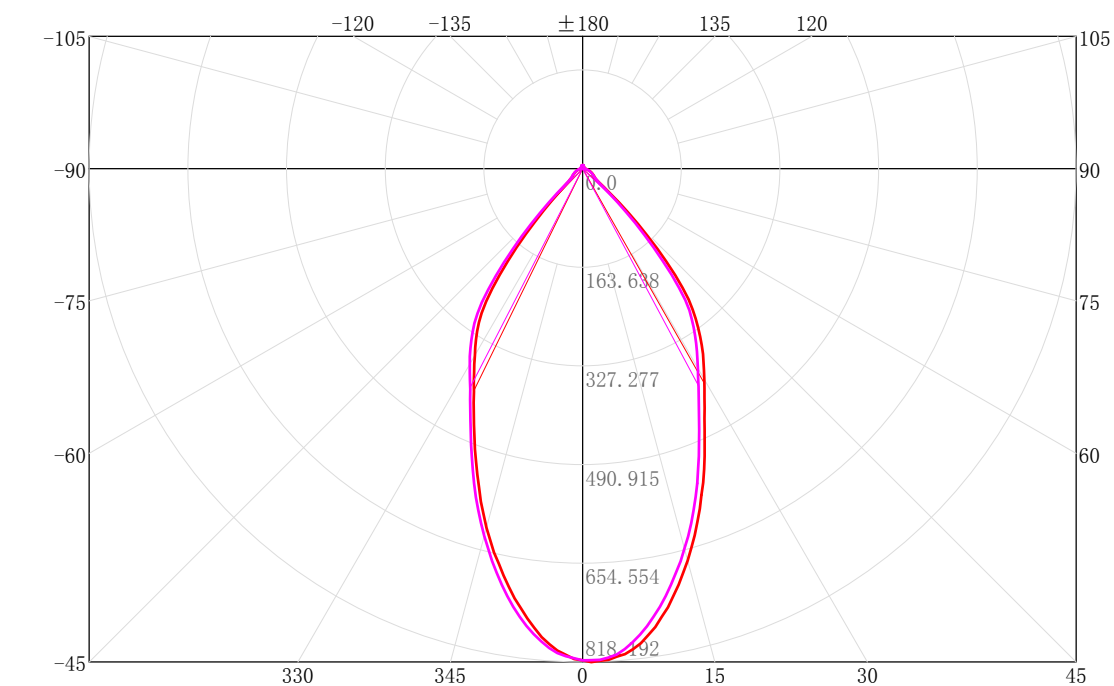
IES Indoor Report

Photometric Filename:MD10-09-XX-02 2700K RA90 60D.IES

2D Plane Light Intensity Distribution Curve

Lum. Name: MD10-09-XX-02 2700K RA90 60D	Lum. Catalog:	Test ID: 01
Lamp Name:	Lamp Catalog: LED	Test Lab: Quality peatment
Manufacture: Shenzhen Norming Lighting Co., Ltd	Test Machine:GON-2000	Test Date: 2019/12/13

C Plane Distribution Diagram



C Plane [50%MaxAng.] [10%MaxAng.]
— C0.0_180.0 : 55.7 90.7
— C90.0_270.0 : 55.3 90.9

Unit:cd

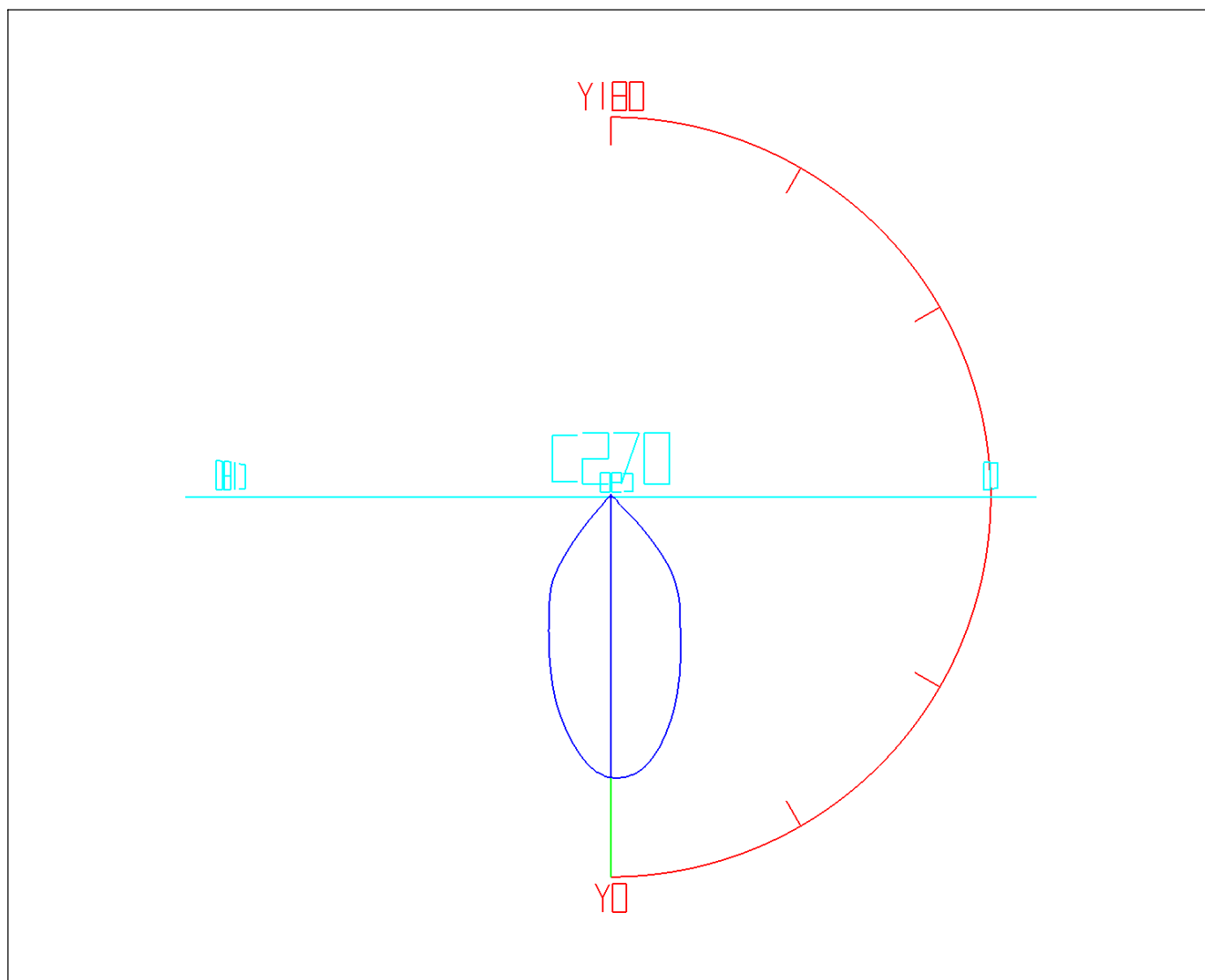
IES Indoor Report

Photometric Filename:MD10-09-XX-02 2700K RA90 60D.IES

3D Light Intensity Distribution Modal

Lum. Name: MD10-09-XX-02 2700K RA90 60D	Lum. Catalog:	Test ID: 01
Lamp Name:	Lamp Catalog: LED	Test Lab: Quality peatment
Manufacture: Shenzhen Norming Lighting Co., Ltd	Test Machine:GON-2000	Test Date: 2019/12/13

3D Light Intensity Distribution Modal



Curves: 3D Model — Fixture — Vert. HUD — Hori. HUD —
View Angles: Orient:0 Tilt:0 Roll:0 Spin:0

Zonal Flux Tabulation

Zone(γ)	Zone Flux (lm)	Sums Flux (lm)	Zone%Lamp	Sums%Lamp	Zone(γ)	Zone Flux (lm)	Sums Flux (lm)	Zone%Lamp	Sums%Lamp
0.0-1.0	0.78	0.78	0.10	0.10	47.0-48.0	4.05	724.43	0.51	90.60
1.0-2.0	2.33	3.11	0.29	0.39	48.0-49.0	3.26	727.69	0.41	91.01
2.0-3.0	3.87	6.99	0.48	0.87	49.0-50.0	2.75	730.43	0.34	91.35
3.0-4.0	5.39	12.38	0.67	1.55	50.0-51.0	2.44	732.88	0.31	91.66
4.0-5.0	6.86	19.24	0.86	2.41	51.0-52.0	2.26	735.14	0.28	91.94
5.0-6.0	8.29	27.52	1.04	3.44	52.0-53.0	2.15	737.29	0.27	92.21
6.0-7.0	9.65	37.18	1.21	4.65	53.0-54.0	2.07	739.36	0.26	92.47
7.0-8.0	10.95	48.13	1.37	6.02	54.0-55.0	2.00	741.36	0.25	92.72
8.0-9.0	12.18	60.31	1.52	7.54	55.0-56.0	1.95	743.31	0.24	92.96
9.0-10.0	13.34	73.64	1.67	9.21	56.0-57.0	1.90	745.21	0.24	93.20
10.0-11.0	14.41	88.05	1.80	11.01	57.0-58.0	1.85	747.06	0.23	93.43
11.0-12.0	15.40	103.46	1.93	12.94	58.0-59.0	1.81	748.87	0.23	93.66
12.0-13.0	16.32	119.77	2.04	14.98	59.0-60.0	1.76	750.63	0.22	93.88
13.0-14.0	17.15	136.93	2.15	17.13	60.0-61.0	1.71	752.33	0.21	94.09
14.0-15.0	17.90	154.82	2.24	19.36	61.0-62.0	1.65	753.99	0.21	94.30
15.0-16.0	18.56	173.39	2.32	21.69	62.0-63.0	1.60	755.59	0.20	94.50
16.0-17.0	19.14	192.53	2.39	24.08	63.0-64.0	1.55	757.14	0.19	94.69
17.0-18.0	19.62	212.15	2.45	26.53	64.0-65.0	1.50	758.64	0.19	94.88
18.0-19.0	20.01	232.16	2.50	29.04	65.0-66.0	1.45	760.09	0.18	95.06
19.0-20.0	20.32	252.48	2.54	31.58	66.0-67.0	1.40	761.49	0.18	95.24
20.0-21.0	20.56	273.04	2.57	34.15	67.0-68.0	1.35	762.84	0.17	95.41
21.0-22.0	20.73	293.77	2.59	36.74	68.0-69.0	1.30	764.14	0.16	95.57
22.0-23.0	20.84	314.61	2.61	39.35	69.0-70.0	1.25	765.38	0.16	95.73
23.0-24.0	20.89	335.50	2.61	41.96	70.0-71.0	1.20	766.58	0.15	95.88
24.0-25.0	20.90	356.40	2.61	44.57	71.0-72.0	1.15	767.73	0.14	96.02
25.0-26.0	20.89	377.29	2.61	47.19	72.0-73.0	1.10	768.82	0.14	96.16
26.0-27.0	20.88	398.17	2.61	49.80	73.0-74.0	1.05	769.87	0.13	96.29
27.0-28.0	20.87	419.04	2.61	52.41	74.0-75.0	1.00	770.87	0.12	96.41
28.0-29.0	20.85	439.89	2.61	55.02	75.0-76.0	0.95	771.82	0.12	96.53
29.0-30.0	20.82	460.71	2.60	57.62	76.0-77.0	0.90	772.72	0.11	96.64
30.0-31.0	20.78	481.49	2.60	60.22	77.0-78.0	0.85	773.57	0.11	96.75
31.0-32.0	20.69	502.18	2.59	62.81	78.0-79.0	0.80	774.37	0.10	96.85
32.0-33.0	20.56	522.74	2.57	65.38	79.0-80.0	0.76	775.13	0.10	96.94
33.0-34.0	20.37	543.11	2.55	67.93	80.0-81.0	0.72	775.85	0.09	97.03
34.0-35.0	20.07	563.18	2.51	70.44	81.0-82.0	0.68	776.53	0.08	97.12
35.0-36.0	19.64	582.82	2.46	72.89	82.0-83.0	0.64	777.16	0.08	97.20
36.0-37.0	19.04	601.86	2.38	75.27	83.0-84.0	0.60	777.76	0.07	97.27
37.0-38.0	18.21	620.07	2.28	77.55	84.0-85.0	0.56	778.32	0.07	97.34
38.0-39.0	17.15	637.22	2.14	79.70	85.0-86.0	0.52	778.84	0.06	97.41
39.0-40.0	15.86	653.08	1.98	81.68	86.0-87.0	0.47	779.31	0.06	97.47
40.0-41.0	14.38	667.46	1.80	83.48	87.0-88.0	0.42	779.73	0.05	97.52
41.0-42.0	12.79	680.25	1.60	85.08	88.0-89.0	0.37	780.10	0.05	97.57
42.0-43.0	11.16	691.42	1.40	86.47	89.0-90.0	0.35	780.45	0.04	97.61
43.0-44.0	9.52	700.94	1.19	87.67	90.0-91.0	0.33	780.78	0.04	97.65
44.0-45.0	7.91	708.85	0.99	88.66	91.0-92.0	0.32	781.10	0.04	97.69
45.0-46.0	6.42	715.27	0.80	89.46	92.0-93.0	0.31	781.41	0.04	97.73
46.0-47.0	5.11	720.38	0.64	90.10	93.0-94.0	0.30	781.71	0.04	97.77

Zonal Flux Tabulation - (Cont.)

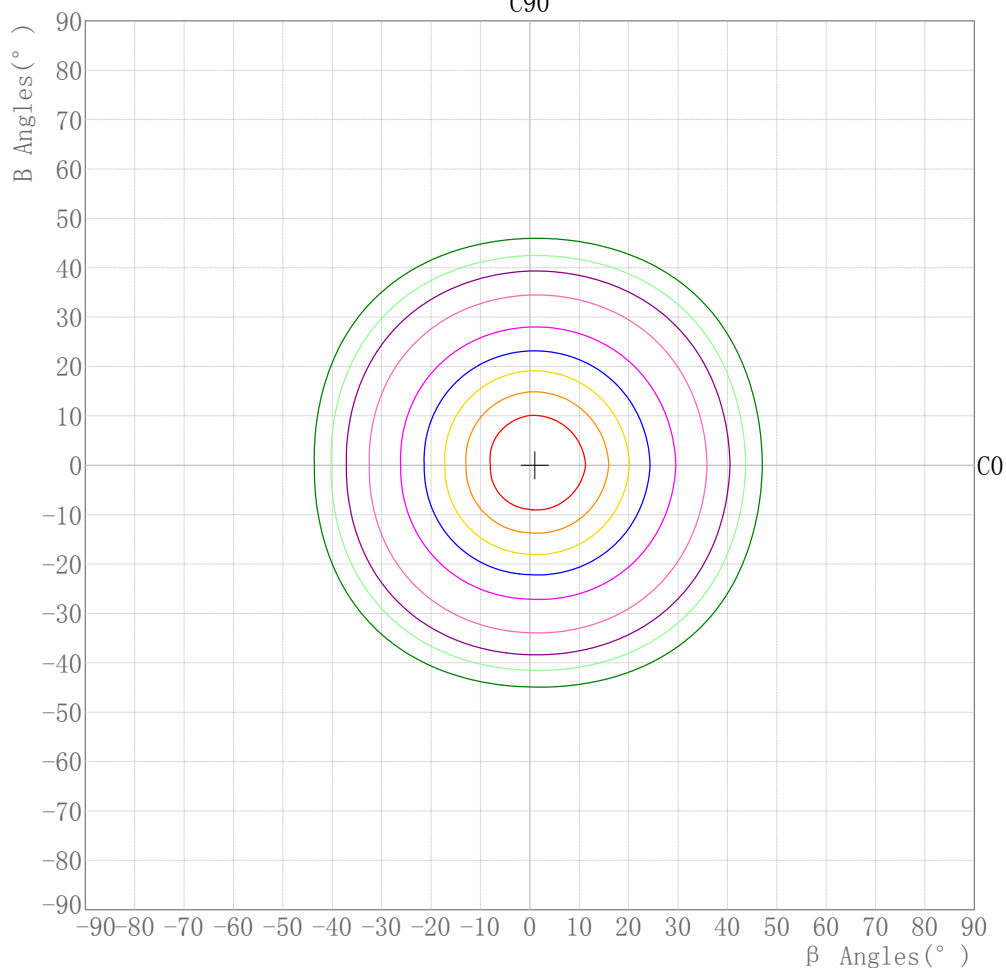
Zone(γ)	Zone Flux (lm)	Sums Flux (lm)	Zone%Lamp	Sums%Lamp	Zone(γ)	Zone Flux (lm)	Sums Flux (lm)	Zone%Lamp	Sums%Lamp
94.0-95.0	0.30	782.01	0.04	97.80	141.0-142.0	0.26	793.38	0.03	99.23
95.0-96.0	0.29	782.29	0.04	97.84	142.0-143.0	0.26	793.64	0.03	99.26
96.0-97.0	0.28	782.57	0.04	97.88	143.0-144.0	0.25	793.89	0.03	99.29
97.0-98.0	0.27	782.85	0.03	97.91	144.0-145.0	0.25	794.14	0.03	99.32
98.0-99.0	0.27	783.11	0.03	97.94	145.0-146.0	0.25	794.39	0.03	99.35
99.0-100.0	0.26	783.38	0.03	97.98	146.0-147.0	0.25	794.64	0.03	99.39
100.0-101.0	0.26	783.63	0.03	98.01	147.0-148.0	0.25	794.89	0.03	99.42
101.0-102.0	0.25	783.88	0.03	98.04	148.0-149.0	0.24	795.13	0.03	99.45
102.0-103.0	0.25	784.13	0.03	98.07	149.0-150.0	0.24	795.37	0.03	99.48
103.0-104.0	0.24	784.37	0.03	98.10	150.0-151.0	0.24	795.61	0.03	99.51
104.0-105.0	0.24	784.61	0.03	98.13	151.0-152.0	0.23	795.84	0.03	99.53
105.0-106.0	0.24	784.85	0.03	98.16	152.0-153.0	0.23	796.06	0.03	99.56
106.0-107.0	0.23	785.08	0.03	98.19	153.0-154.0	0.22	796.29	0.03	99.59
107.0-108.0	0.23	785.31	0.03	98.22	154.0-155.0	0.22	796.51	0.03	99.62
108.0-109.0	0.23	785.54	0.03	98.25	155.0-156.0	0.21	796.72	0.03	99.64
109.0-110.0	0.23	785.77	0.03	98.27	156.0-157.0	0.21	796.93	0.03	99.67
110.0-111.0	0.23	785.99	0.03	98.30	157.0-158.0	0.20	797.13	0.03	99.70
111.0-112.0	0.22	786.22	0.03	98.33	158.0-159.0	0.20	797.33	0.02	99.72
112.0-113.0	0.22	786.44	0.03	98.36	159.0-160.0	0.19	797.52	0.02	99.74
113.0-114.0	0.22	786.66	0.03	98.39	160.0-161.0	0.18	797.70	0.02	99.77
114.0-115.0	0.22	786.89	0.03	98.41	161.0-162.0	0.18	797.88	0.02	99.79
115.0-116.0	0.22	787.11	0.03	98.44	162.0-163.0	0.17	798.05	0.02	99.81
116.0-117.0	0.22	787.33	0.03	98.47	163.0-164.0	0.16	798.21	0.02	99.83
117.0-118.0	0.22	787.56	0.03	98.50	164.0-165.0	0.15	798.36	0.02	99.85
118.0-119.0	0.23	787.78	0.03	98.53	165.0-166.0	0.15	798.51	0.02	99.87
119.0-120.0	0.23	788.01	0.03	98.56	166.0-167.0	0.14	798.65	0.02	99.89
120.0-121.0	0.23	788.24	0.03	98.58	167.0-168.0	0.13	798.78	0.02	99.90
121.0-122.0	0.23	788.47	0.03	98.61	168.0-169.0	0.12	798.90	0.02	99.92
122.0-123.0	0.23	788.70	0.03	98.64	169.0-170.0	0.11	799.01	0.01	99.93
123.0-124.0	0.23	788.93	0.03	98.67	170.0-171.0	0.10	799.11	0.01	99.94
124.0-125.0	0.23	789.16	0.03	98.70	171.0-172.0	0.09	799.20	0.01	99.96
125.0-126.0	0.24	789.40	0.03	98.73	172.0-173.0	0.08	799.28	0.01	99.97
126.0-127.0	0.24	789.63	0.03	98.76	173.0-174.0	0.07	799.36	0.01	99.97
127.0-128.0	0.24	789.87	0.03	98.79	174.0-175.0	0.06	799.42	0.01	99.98
128.0-129.0	0.24	790.11	0.03	98.82	175.0-176.0	0.05	799.47	0.01	99.99
129.0-130.0	0.24	790.36	0.03	98.85	176.0-177.0	0.04	799.51	0.00	99.99
130.0-131.0	0.24	790.60	0.03	98.88	177.0-178.0	0.03	799.53	0.00	100.00
131.0-132.0	0.25	790.85	0.03	98.91	178.0-179.0	0.02	799.55	0.00	100.00
132.0-133.0	0.25	791.10	0.03	98.94	179.0-180.0	0.01	799.56	0.00	100.00
133.0-134.0	0.25	791.35	0.03	98.97					
134.0-135.0	0.25	791.60	0.03	99.00					
135.0-136.0	0.25	791.85	0.03	99.04					
136.0-137.0	0.25	792.10	0.03	99.07					
137.0-138.0	0.25	792.36	0.03	99.10					
138.0-139.0	0.26	792.61	0.03	99.13					
139.0-140.0	0.26	792.87	0.03	99.16					
140.0-141.0	0.26	793.13	0.03	99.20					

Rectangle ISO Lighting Intensity Diagram

Lum. Name: MD10-09-XX-02 2700K RA90 60D	Lum. Catalog:	Test ID: 01
Lamp Name:	Lamp Catalog: LED	Test Lab: Quality peatment
Manufacture: Shenzhen Norming Lighting Co., Ltd	Test Machine:GON-2000	Test Date: 2019/12/13

ISO Lighting Intensity Curve

C90



Curves:

[Unit: cd]

[IMax] =818.192

— [IMax*90%]=736.373

— [IMax*80%]=654.554

— [IMax*70%]=572.734

— [IMax*60%]=490.915

— [IMax*50%]=409.096

— [IMax*40%]=327.277

— [IMax*30%]=245.458

— [IMax*20%]=163.638

— [IMax*10%]=81.819

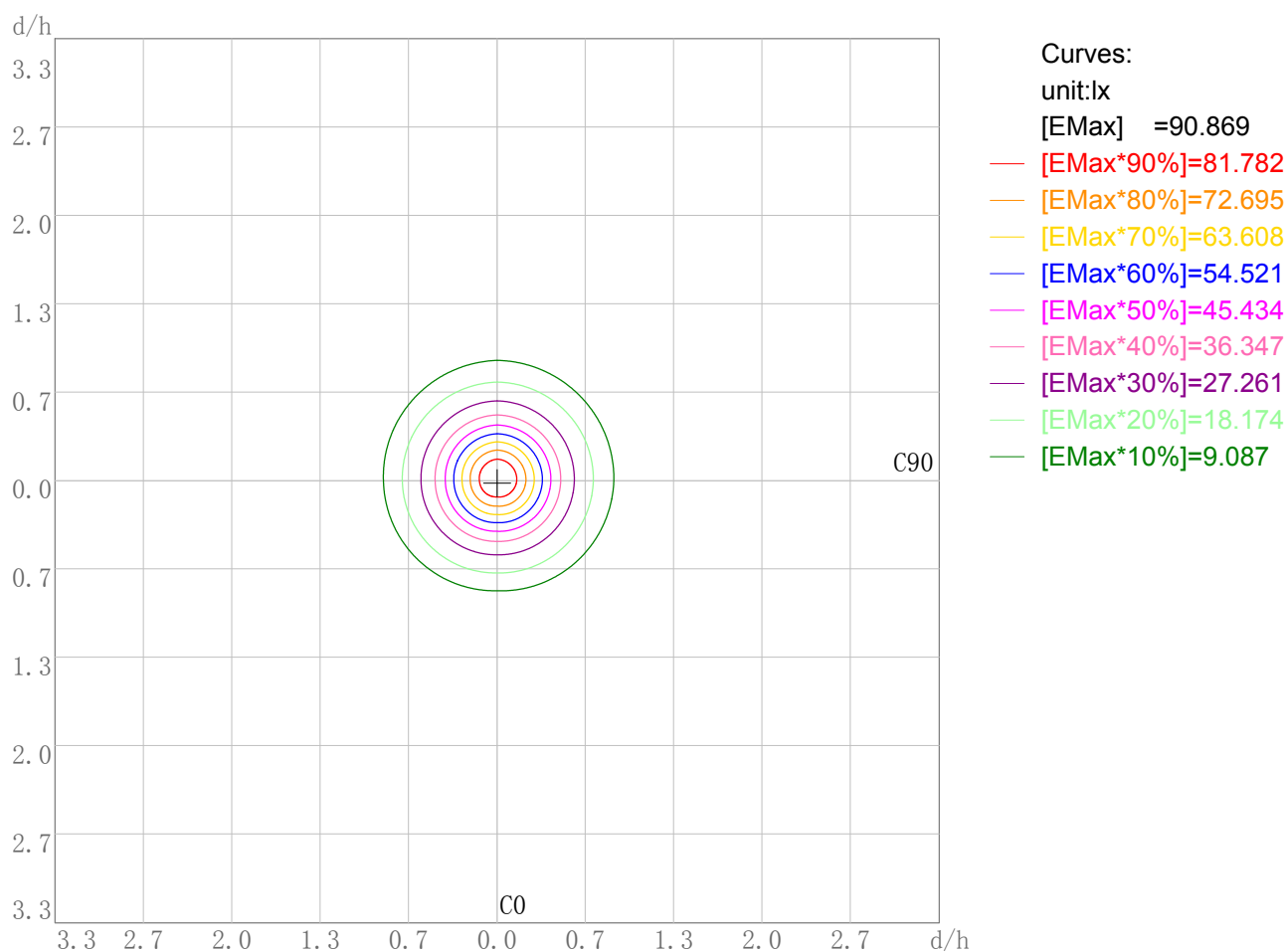
Maximum Light Intensity(cd): 818.19

Maximum Cand.@Angle: H=1.0°,V=0.0°

Plane ISO-Illuminance Diagram

Lum. Name: MD10-09-XX-02 2700K RA90 60D	Lum. Catalog:	Test ID: 01
Lamp Name:	Lamp Catalog: LED	Test Lab: Quality peatment
Manufacture: Shenzhen Norming Lighting Co., Ltd	Test Machine:GON-2000	Test Date: 2019/12/13

Plane ISO-Illuminance Curve



Working Plane Luminaire Mounting Height(m): 3.00

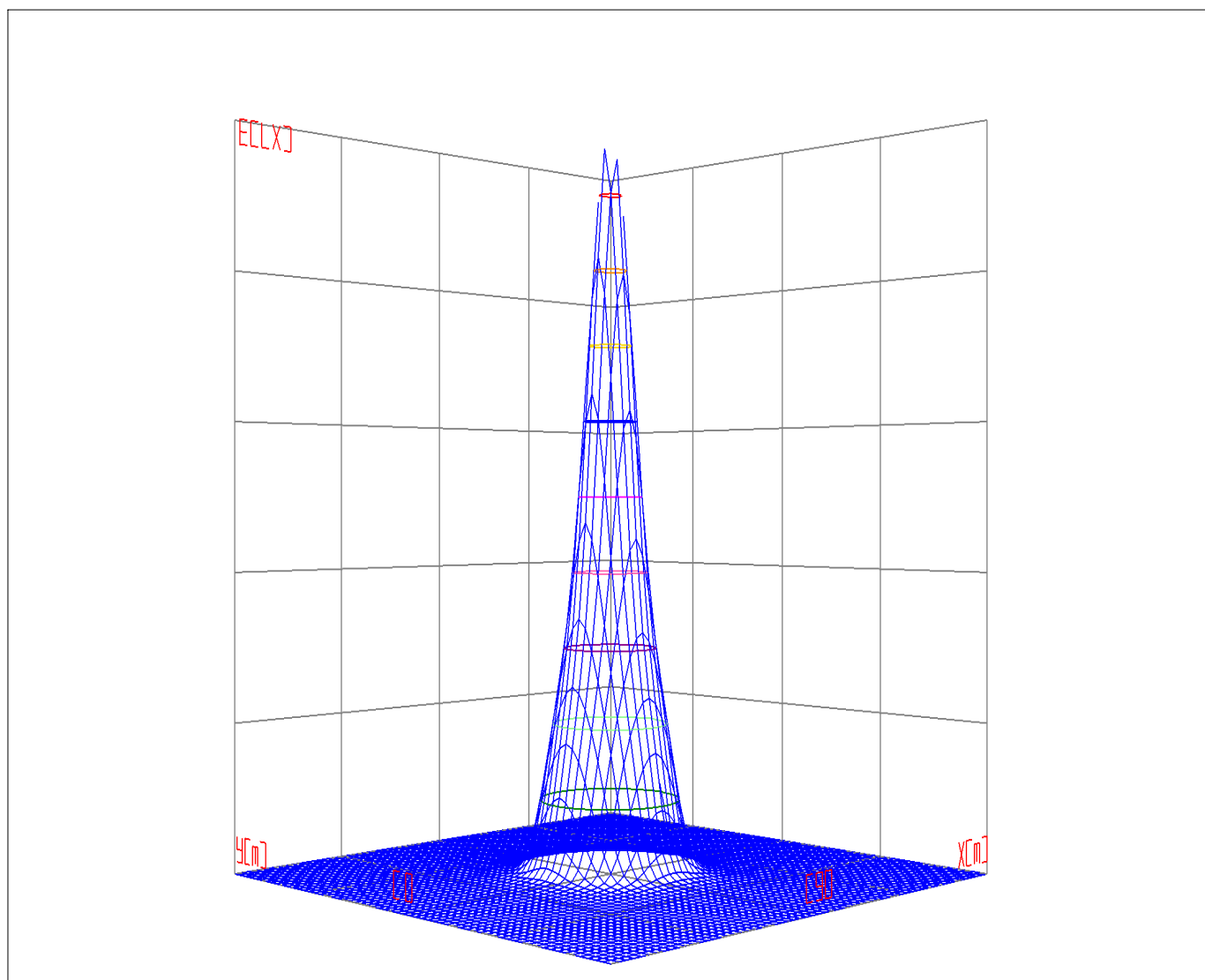
Working Plane Maximum Illuminance(lx): 90.87

Working Plane Maximum Illuminance Position(d/h):H0.0 V0.0

3D Plane ISO Illuminance Diagram

Lum. Name: MD10-09-XX-02 2700K RA90 60D	Lum. Catalog:	Test ID: 01
Lamp Name:	Lamp Catalog: LED	Test Lab: Quality peatment
Manufacture: Shenzhen Norming Lighting Co., Ltd	Test Machine:GON-2000	Test Date: 2019/12/13

3D Plane Illuminance Modal

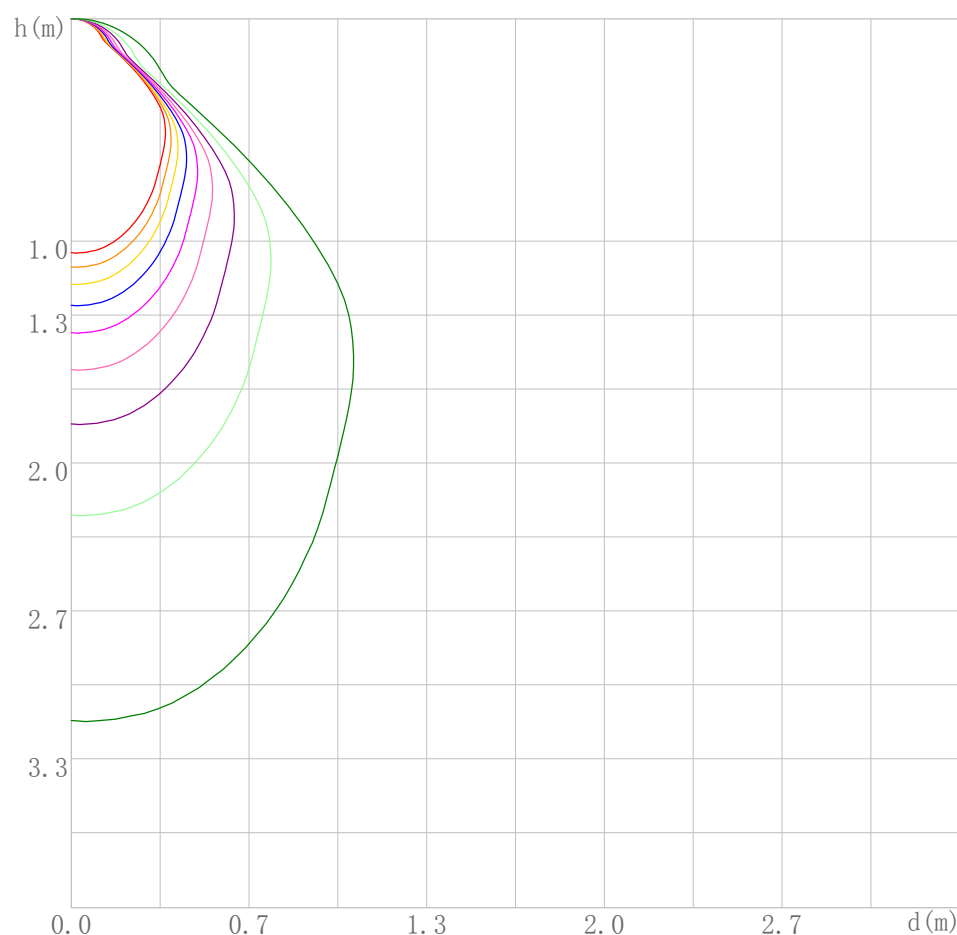


Curves: 3D Model — 90% — 80% — 70% — 60% — 50% — 40% — 30% — 20% — 10% —
 View Angles(deg): 0 Height(m): 3.0 Distance(m): 10.0

Space ISO Illuminance Diagram

Lum. Name: MD10-09-XX-02 2700K RA90 60D	Lum. Catalog:	Test ID: 01
Lamp Name:	Lamp Catalog: LED	Test Lab: Quality peatment
Manufacture: Shenzhen Norming Lighting Co., Ltd	Test Machine:GON-2000	Test Date: 2019/12/13

Space ISO Illuminance Curve



Curves:

[Unit: lx]

[EMax] =817.818

— [EMax*90%]=736.036

— [EMax*80%]=654.255

— [EMax*70%]=572.473

— [EMax*60%]=490.691

— [EMax*50%]=408.909

— [EMax*40%]=327.127

— [EMax*30%]=245.345

— [EMax*20%]=163.564

— [EMax*10%]=81.782

Space Plane Maximum Illuminance and @Angle:817.82lx,1.0deg

Plane Maximum Lighting Intensity and @Angle:818.192cd,0deg

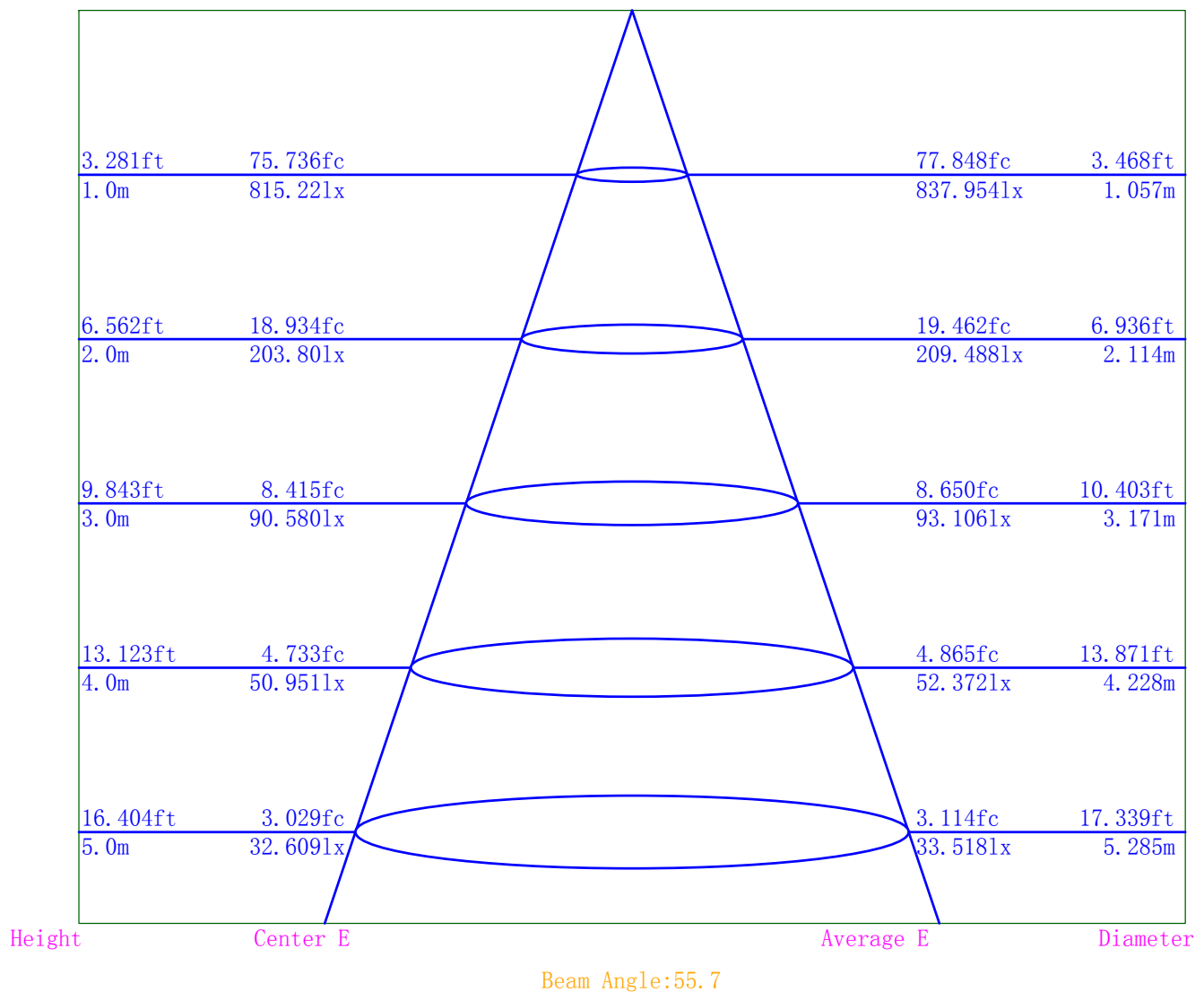
IES Indoor Report

Photometric Filename:MD10-09-XX-02 2700K RA90 60D.IES

Illuminance-Distance Diagram

Lum. Name: MD10-09-XX-02 2700K RA90 60D	Lum. Catalog:	Test ID: 01
Lamp Name:	Lamp Catalog: LED	Test Lab: Quality peatment
Manufacture: Shenzhen Norming Lighting Co., Ltd	Test Machine:GON-2000	Test Date: 2019/12/13

Illuminance-Distance Curve



IES Indoor Report

Photometric Filename:MD10-09-XX-02 2700K RA90 60D.IES

Indoor Luminance Limiting Curves

Lum. Name: MD10-09-XX-02 2700K RA90 60D	Lum. Catalog:	Test ID: 01
Lamp Name:	Lamp Catalog: LED	Test Lab: Quality peatment
Manufacture: Shenzhen Norming Lighting Co., Ltd	Test Machine:GON-2000	Test Date: 2019/12/13

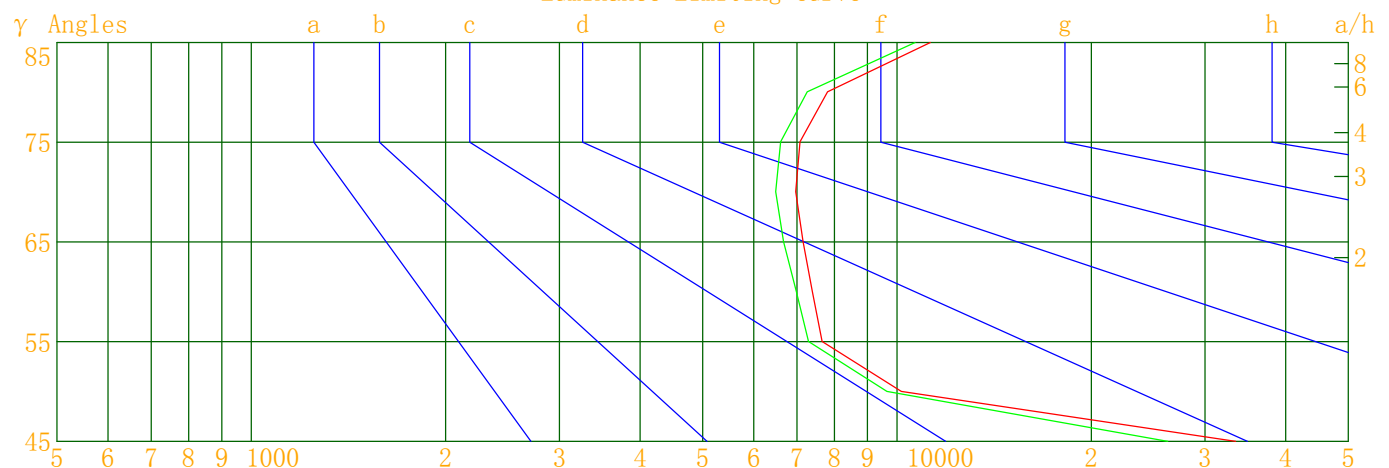
Glare Grade Table

GI	Quality	Using Illuminance							
1.15	A	2000	1000	500	≤ 300				
1.5	B		2000	1000	500	≤ 300			
1.85	C			2000	1000	500	≤ 300		
2.2	D				2000	1000	500	≤ 300	
2.55	E	a				2000	1000	500	≤ 300
			b	c	d	e	f	g	h

Luminance Table

Gama(deg)	45	50	55	60	65	70	75	80	85
C0	33460	10160	7657	7396	7155	6968	7078	7808	11263
C90	26262	9646	7293	6983	6674	6488	6603	7261	10671

Luminance Limiting Curve



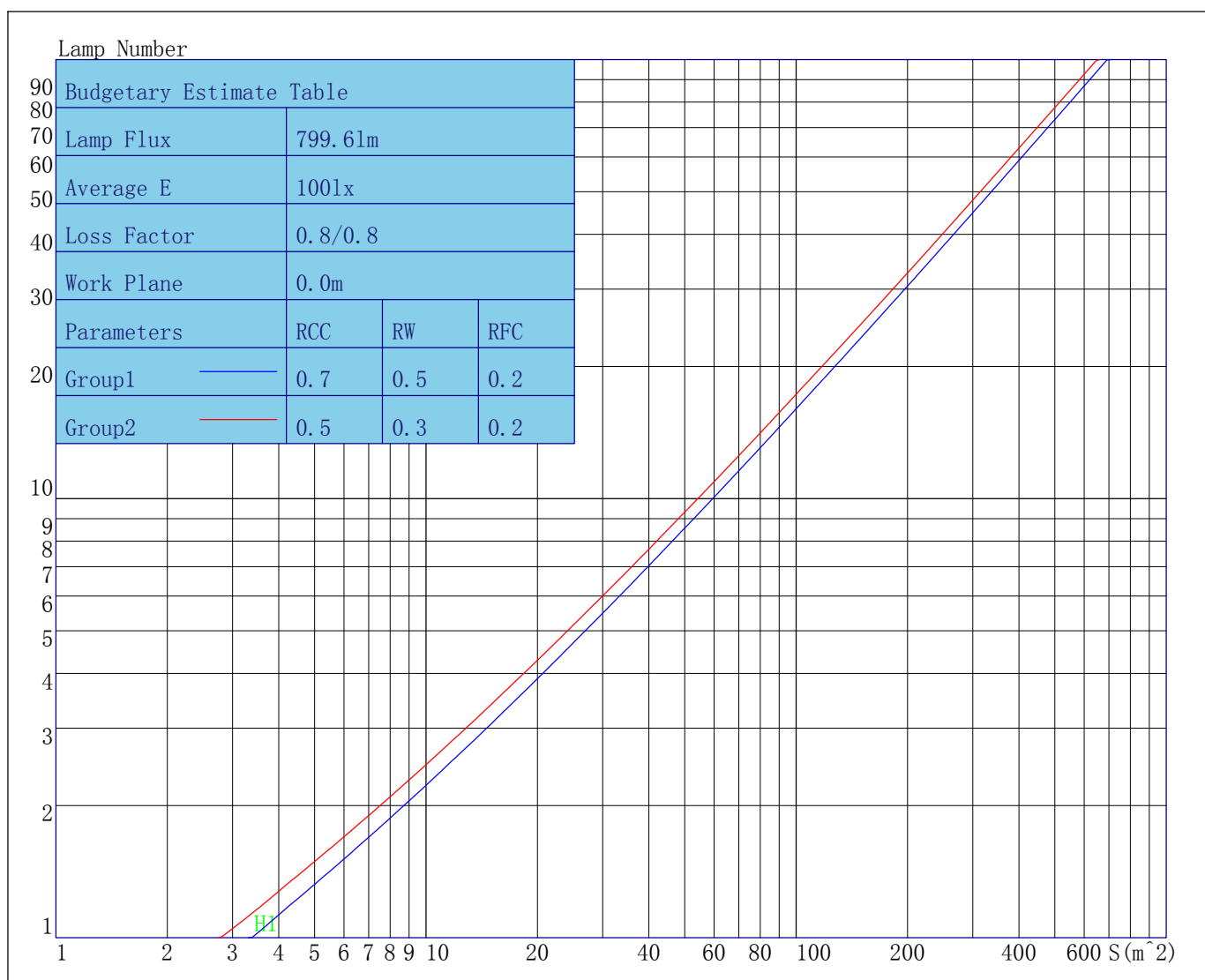
Luminous Size: Length(m)=0.050 Width(m)=0.050 Height(m)=0.060 Area(m²)=0.005500
Luminous Type: Without Luminous Side
Luminous Curves: C0-C180 Color: — C90-C270 Color: —

IES Indoor Report

Photometric Filename:MD10-09-XX-02 2700K RA90 60D.IES

Indoor Budgetary Estimate Table

Lum. Name: MD10-09-XX-02 2700K RA90 60D	Lum. Catalog:	Test ID: 01
Lamp Name:	Lamp Catalog: LED	Test Lab: Quality peatment
Manufacture: Shenzhen Norming Lighting Co., Ltd	Test Machine:GON-2000	Test Date: 2019/12/13



Parameters1: Rhocc = 0.7 Rhow = 0.5 Rhofc = 0.2 LLF = 0.8
Parameters2: Rhocc = 0.5 Rhow = 0.3 Rhofc = 0.2 LLF = 0.8
Average Illuminance(lx): 100 Cavity Height: H1(m) = 2

IES Indoor Report

Photometric Filename:MD10-09-XX-02 2700K RA90 60D.IES

Indoor Coefficient of Utilization Table

Lum. Name: MD10-09-XX-02 2700K RA90 60D	Lum. Catalog:	Test ID: 01
Lamp Name:	Lamp Catalog: LED	Test Lab: Quality peatment
Manufacture: Shenzhen Norming Lighting Co., Ltd	Test Machine:GON-2000	Test Date: 2019/12/13

Coefficients of Utilization – Zonal Cavity Method																		
Coef.	Effective Floor Cavity Reflectance RFC=0.20																	
RhoCC (%)	80				70				50			30			10			0
RhoW (%)	70	50	30	10	70	50	30	10	50	30	10	50	30	10	50	30	10	0
RCR	Coefficient of Utilization(%)																	
0	118	118	118	118	115	115	115	115	110	110	110	105	105	105	100	100	100	98
1	112	109	106	103	109	106	104	101	102	100	98	98	96	94	94	93	91	89
2	106	100	95	91	103	98	94	90	94	91	88	91	88	86	88	86	84	82
3	99	92	87	82	97	91	85	81	88	83	80	85	81	78	82	79	77	75
4	94	85	79	74	92	84	78	74	81	76	73	79	75	71	77	73	70	69
5	88	79	73	68	86	78	72	67	76	71	67	74	69	66	72	68	65	63
6	83	74	67	62	82	73	66	62	71	65	61	69	64	61	68	63	60	59
7	79	69	62	58	77	68	62	57	66	61	57	65	60	56	64	59	56	54
8	75	64	58	53	73	64	57	53	62	57	53	61	56	52	60	55	52	50
9	71	60	54	50	70	60	54	49	59	53	49	57	52	49	56	52	49	47
10	67	57	51	46	66	56	50	46	55	50	46	54	49	46	53	49	46	44

Unified Glare Rating Table

Table with 3 columns: Lum. Name, Lum. Catalog, Test ID; Lamp Name, Lamp Catalog, Test Lab; Manufacture, Test Machine, Test Date.

Unified Glare Rating Table

Table with 11 columns for room dimensions and UGR values. Includes sections for variations with observer position and reduced UGR table.

to the CIE Pub.117, data has been corrected, refers to the lamp's lumens 8.2flm.

Candela Tabulation

V/H	C0.0	C90.0	C180.0	C270.0
γ 0.0	815.22	815.22	815.22	815.22
γ 1.0	818.19	815.02	813.34	812.00
γ 2.0	816.66	814.97	806.48	808.96
γ 3.0	815.68	811.95	800.20	804.19
γ 4.0	811.20	807.64	790.31	796.79
γ 5.0	808.13	799.76	779.80	786.88
γ 6.0	800.96	789.93	765.61	776.01
γ 7.0	792.87	778.51	751.66	764.02
γ 8.0	781.04	766.17	735.88	750.33
γ 9.0	769.52	751.95	721.52	735.42
γ 10.0	754.53	737.63	704.08	719.60
γ 11.0	741.16	721.91	687.14	702.87
γ 12.0	724.18	705.13	669.45	684.94
γ 13.0	707.89	687.51	653.05	667.66
γ 14.0	689.85	670.83	634.37	648.48
γ 15.0	672.84	651.91	616.36	630.18
γ 16.0	654.08	634.48	596.43	611.13
γ 17.0	635.77	615.15	577.13	592.14
γ 18.0	615.53	595.40	556.01	572.88
γ 19.0	596.43	575.47	536.37	552.48
γ 20.0	575.85	555.23	516.71	532.37
γ 21.0	557.65	534.23	498.34	512.57
γ 22.0	537.59	514.39	478.86	493.66
γ 23.0	517.70	493.95	461.18	475.04
γ 24.0	497.36	475.01	443.77	457.54
γ 25.0	478.52	456.26	427.69	440.88
γ 26.0	460.91	439.26	411.20	425.37
γ 27.0	445.51	423.60	397.45	410.45
γ 28.0	430.13	409.07	382.99	397.70
γ 29.0	416.43	394.84	370.42	385.91
γ 30.0	403.32	382.40	357.44	374.35
γ 31.0	390.83	369.35	345.61	363.10
γ 32.0	378.25	357.38	333.30	351.22
γ 33.0	366.52	345.34	321.03	338.55
γ 34.0	353.25	333.35	307.56	326.20
γ 35.0	339.84	320.57	292.12	312.73
γ 36.0	325.56	307.58	272.31	296.75
γ 37.0	311.52	294.06	249.13	277.79
γ 38.0	296.29	276.16	223.22	254.54
γ 39.0	278.99	254.00	197.06	229.12
γ 40.0	257.78	228.95	170.36	202.62
γ 41.0	233.93	202.41	143.23	176.42
γ 42.0	207.38	175.59	118.75	150.91
γ 43.0	181.77	149.96	95.09	126.10
γ 44.0	155.27	125.52	73.68	101.70
γ 45.0	130.13	102.13	55.94	79.10
γ 46.0	105.87	80.63	43.64	58.88

Candela Tabulation - (Cont.)

V/H	C0.0	C90.0	C180.0	C270.0
γ 47.0	83.29	62.35	35.92	43.44
γ 48.0	62.92	48.12	31.20	33.38
γ 49.0	46.69	39.09	28.10	28.02
γ 50.0	35.92	34.10	25.92	25.58
γ 51.0	30.39	30.76	24.06	24.23
γ 52.0	27.88	28.32	22.22	23.12
γ 53.0	26.39	26.41	21.17	22.28
γ 54.0	25.19	24.48	20.33	21.53
γ 55.0	24.16	23.01	19.71	20.81
γ 56.0	23.28	22.20	19.01	20.13
γ 57.0	22.49	21.37	18.33	19.50
γ 58.0	21.80	20.67	17.43	18.82
γ 59.0	21.11	19.96	16.74	18.15
γ 60.0	20.34	19.20	16.02	17.42
γ 61.0	19.46	18.44	15.35	16.72
γ 62.0	18.76	17.68	14.73	16.03
γ 63.0	18.05	16.93	14.19	15.41
γ 64.0	17.31	16.19	13.60	14.78
γ 65.0	16.63	15.51	13.06	14.19
γ 66.0	15.95	14.81	12.58	13.59
γ 67.0	15.18	14.13	12.08	13.00
γ 68.0	14.50	13.50	11.56	12.45
γ 69.0	13.85	12.81	11.14	11.92
γ 70.0	13.11	12.20	10.65	11.44
γ 71.0	12.49	11.60	10.18	10.87
γ 72.0	11.88	11.02	9.76	10.44
γ 73.0	11.23	10.43	9.25	9.98
γ 74.0	10.61	9.91	8.76	9.42
γ 75.0	10.07	9.40	8.31	8.97
γ 76.0	9.46	8.84	7.93	8.53
γ 77.0	8.93	8.32	7.39	8.10
γ 78.0	8.43	7.86	6.99	7.57
γ 79.0	7.96	7.33	6.61	7.14
γ 80.0	7.46	6.93	6.23	6.75
γ 81.0	7.06	6.57	5.80	6.33
γ 82.0	6.64	6.20	5.44	5.89
γ 83.0	6.16	5.76	5.13	5.53
γ 84.0	5.75	5.41	4.83	5.21
γ 85.0	5.40	5.11	4.46	4.91
γ 86.0	5.09	4.81	3.78	4.44
γ 87.0	4.76	4.26	3.19	4.07
γ 88.0	4.25	3.58	2.83	3.65
γ 89.0	3.91	2.86	2.73	3.49
γ 90.0	3.47	2.67	2.67	3.38
γ 91.0	3.35	2.59	2.61	3.30
γ 92.0	3.26	2.53	2.53	3.20
γ 93.0	3.17	2.46	2.46	3.13

Candela Tabulation - (Cont.)

V/H	C0.0	C90.0	C180.0	C270.0
γ 94.0	3.08	2.40	2.41	3.05
γ 95.0	3.00	2.33	2.36	2.98
γ 96.0	2.92	2.28	2.31	2.90
γ 97.0	2.85	2.22	2.27	2.85
γ 98.0	2.78	2.18	2.22	2.79
γ 99.0	2.72	2.13	2.19	2.72
γ 100.0	2.66	2.09	2.16	2.68
γ 101.0	2.60	2.05	2.14	2.63
γ 102.0	2.55	2.02	2.11	2.60
γ 103.0	2.51	1.99	2.10	2.56
γ 104.0	2.47	1.97	2.09	2.53
γ 105.0	2.43	1.94	2.08	2.50
γ 106.0	2.39	1.94	2.07	2.49
γ 107.0	2.36	1.91	2.07	2.47
γ 108.0	2.34	1.92	2.07	2.46
γ 109.0	2.33	1.91	2.08	2.45
γ 110.0	2.31	1.91	2.10	2.45
γ 111.0	2.30	1.92	2.11	2.46
γ 112.0	2.29	1.93	2.13	2.45
γ 113.0	2.30	1.94	2.15	2.48
γ 114.0	2.30	1.96	2.19	2.48
γ 115.0	2.31	1.98	2.21	2.50
γ 116.0	2.31	2.01	2.24	2.51
γ 117.0	2.34	2.03	2.28	2.54
γ 118.0	2.35	2.06	2.32	2.57
γ 119.0	2.37	2.08	2.36	2.60
γ 120.0	2.40	2.12	2.40	2.64
γ 121.0	2.43	2.17	2.45	2.67
γ 122.0	2.46	2.19	2.50	2.70
γ 123.0	2.49	2.25	2.55	2.76
γ 124.0	2.54	2.29	2.61	2.80
γ 125.0	2.58	2.34	2.67	2.84
γ 126.0	2.62	2.39	2.74	2.89
γ 127.0	2.67	2.45	2.80	2.95
γ 128.0	2.72	2.51	2.87	3.01
γ 129.0	2.78	2.57	2.93	3.06
γ 130.0	2.83	2.64	3.00	3.12
γ 131.0	2.89	2.69	3.08	3.19
γ 132.0	2.95	2.77	3.15	3.25
γ 133.0	3.02	2.84	3.23	3.32
γ 134.0	3.09	2.91	3.31	3.39
γ 135.0	3.15	3.00	3.38	3.47
γ 136.0	3.22	3.07	3.47	3.53
γ 137.0	3.30	3.15	3.56	3.60
γ 138.0	3.38	3.23	3.63	3.68
γ 139.0	3.45	3.30	3.72	3.76
γ 140.0	3.53	3.39	3.79	3.83

Candela Tabulation - (Cont.)

V/H	C0.0	C90.0	C180.0	C270.0
γ 141.0	3.61	3.47	3.87	3.90
γ 142.0	3.69	3.55	3.95	3.97
γ 143.0	3.76	3.62	4.02	4.04
γ 144.0	3.82	3.70	4.10	4.11
γ 145.0	3.90	3.77	4.15	4.17
γ 146.0	3.97	3.85	4.22	4.23
γ 147.0	4.04	3.91	4.29	4.30
γ 148.0	4.09	3.98	4.35	4.36
γ 149.0	4.18	4.04	4.42	4.42
γ 150.0	4.24	4.12	4.49	4.48
γ 151.0	4.30	4.18	4.56	4.54
γ 152.0	4.37	4.24	4.63	4.59
γ 153.0	4.44	4.31	4.69	4.67
γ 154.0	4.50	4.38	4.76	4.71
γ 155.0	4.57	4.45	4.82	4.78
γ 156.0	4.65	4.52	4.89	4.84
γ 157.0	4.72	4.59	4.96	4.91
γ 158.0	4.79	4.68	5.03	4.96
γ 159.0	4.86	4.74	5.10	5.02
γ 160.0	4.92	4.82	5.16	5.07
γ 161.0	5.00	4.88	5.22	5.14
γ 162.0	5.06	4.95	5.28	5.19
γ 163.0	5.13	5.02	5.34	5.24
γ 164.0	5.20	5.09	5.39	5.30
γ 165.0	5.26	5.13	5.45	5.35
γ 166.0	5.31	5.21	5.51	5.41
γ 167.0	5.39	5.26	5.56	5.46
γ 168.0	5.45	5.32	5.61	5.51
γ 169.0	5.51	5.38	5.66	5.56
γ 170.0	5.56	5.44	5.70	5.60
γ 171.0	5.63	5.49	5.75	5.66
γ 172.0	5.68	5.55	5.80	5.69
γ 173.0	5.74	5.60	5.83	5.73
γ 174.0	5.78	5.64	5.87	5.77
γ 175.0	5.82	5.69	5.91	5.81
γ 176.0	5.86	5.72	5.93	5.83
γ 177.0	5.89	5.75	5.94	5.86
γ 178.0	5.93	5.79	5.95	5.88
γ 179.0	5.95	5.80	5.96	5.89
γ 180.0	5.93	5.93	5.93	5.93